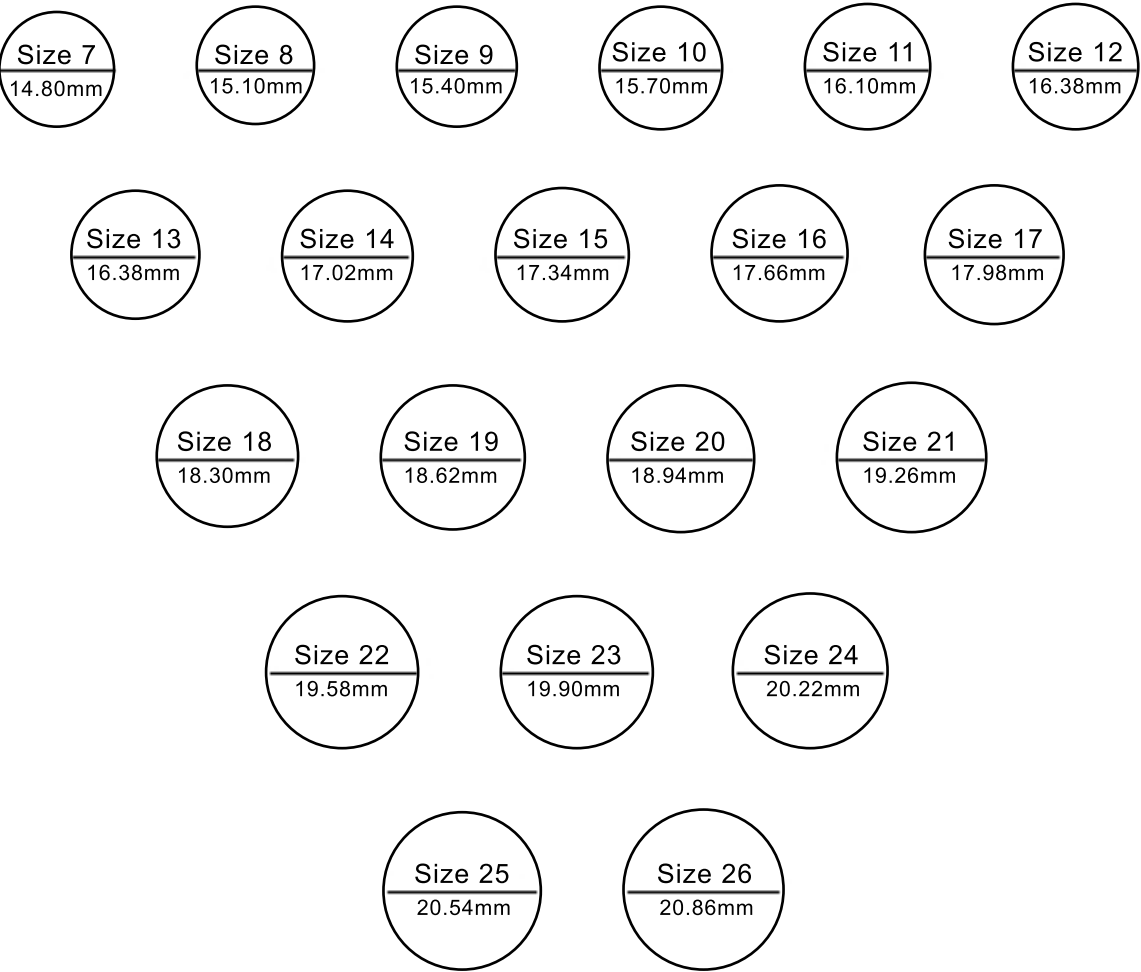
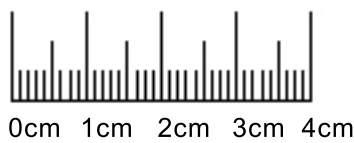


FIND YOUR RING SIZE

Please Note:

Before proceeding, use a ruler to ensure the printed sample below is exactly 4cm. In order to do this go to your 'print settings' before printing and ensure that the 'page scaling' options are not set to scale or shrink. Please note that ring size measurement will not be accurate if this step is not completed properly.



FIND YOUR RING SIZE



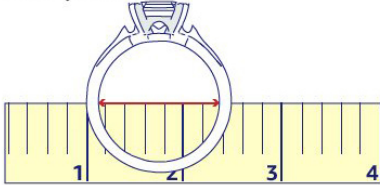
OPTION A:

ALREADY HAVE A RING?

What you need: A measuring tape or a ruler and your favourite fitting ring


STEP 1

Measure the internal diameter of a ring you already own



STEP 2

Match that measurement with the chart below to determine your size



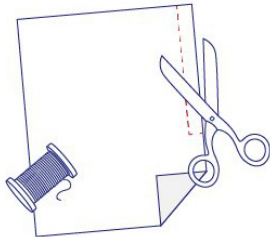
OPTION B:

FIRST TIME PURCHASE

What you need: A measuring tape or a ruler, a pencil, a thread roll or a piece of paper and scissors

STEP 1

Cut a thin and long strip of paper (no more than 1 cm) wide or use a string



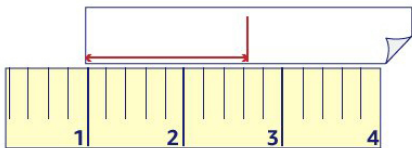
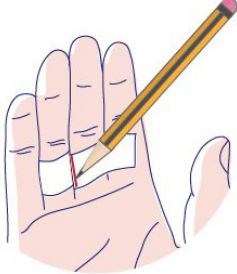
STEP 2

Wrap the paper or string around your finger just below the knuckle



STEP 3

Once it's snug use a pen to mark where the two ends meet



STEP 4

Flatten out the thin strip of paper and use a ruler to measure the distance from the end of the string or paper to the mark you made

STEP 5 Match that measurement with the chart below to determine your size

Ring Size	Inner Diameter (cm)	Inner Diameter (mm)	Circumference (cm)	Circumference (mm)
7	1.48	14.80	4.65	46.5
8	1.51	15.10	4.74	47.4
9	1.54	15.40	4.84	48.4
10	1.57	15.70	4.93	49.3
11	1.61	16.10	5.06	50.6
12	1.64	16.38	5.15	51.5
13	1.67	16.70	5.25	52.5
14	1.70	17.02	5.34	53.4
15	1.73	17.34	5.47	54.7
16	1.77	17.66	5.59	55.9
17	1.80	17.98	5.69	56.9
18	1.83	18.30	5.78	57.8
19	1.86	18.62	5.87	58.7
20	1.89	18.94	5.97	59.7
21	1.93	19.26	6.06	60.6
22	1.96	19.58	6.16	61.6
23	1.99	19.90	6.25	62.5
24	2.02	20.22	6.38	63.8
25	2.05	20.54	6.47	64.7
26	2.09	20.86	6.57	65.7